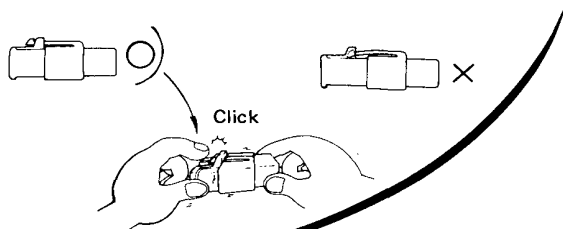



Wire Harness


- Insert couplers fully until they will no longer go.
- Some couplers have locking tabs that must be aligned and engaged securely.
- Don't use wire harnesses with a loose wire or coupler.



- Secure wires and wire harnesses to the frame with their respective wire bands at the designated locations.
- Tighten the bands so that only the insulated surfaces contact the wires or wire harnesses.



- Do not bring wire harnesses in direct contact with sharp edges or corners.
- Also avoid contact with the projected ends of bolts, screws and other fasteners.

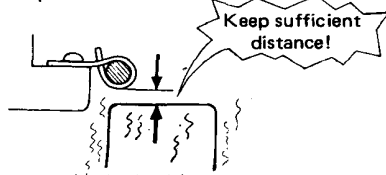


INSTRUMENT WIRE HARNESS

ENGINE COMPARTMENT WIRE HARNESS

REAR WIRE HARNESS

- Keep wire harnesses away from the exhaust pipes and other hot parts.



- Insert male connectors into the female connectors fully until they will no longer go.
- Be sure that plastic cover is placed over the connection.
- Don't place the opening of each plastic cover facing up.

